

[Midjourney Version 5.2 Images and Prompts](#)

Sample Photograph Prompts:



portrait of a woman looking at the sky, under waterfall in jungle, jungle fashion, sony a7R IV --ar 16:9 --s 750



photography, mozambican woman josina machel in uniform, full body shot, Minolta Hi-Matic 7SII, photo journalism --s 1000 --ar 1:1

Midjourney Version 5.2 Images & Prompts from Cyberjungle



photo, woman with long blond hair and blue eyes, sun, background, portrait, shadow play, Shot on Afga Vista 400, natural skin, --ar 16:9 --style raw



street photography, close up of a beautiful african woman, orange, turquoise, white, Sony Alpha a7 III camera, realistic skin, natural features --ar 16:9 --style raw

Midjourney Version 5.2 Images & Prompts from Cyberjungle



1980s photo, a blonde woman with aviator sunglasses holding a paper cup, close up, in the beach, diana f+, realistic skin, natural features --ar 16:9 --style raw



Bizarre and absurd, radiant neon patterns, top-down perspective, a discord, galago clouds mask, photobashing mask to face, butterfinger, a playground, flooded, realistic hyper-detailed rendering, psychedelic dreamscapes, expression conveys excitement, bella kotak, contemporary indian art, infrared photography, 200mm lense, nuclear waste, rococo pastels, 2030, --ar 16:9 --s 250 --weird 250



Cinematic, Eskimo from Inuit tribe, Iglu, Kodak Gold, detailed_facial_features, tribe background, winter scene, snowpunk --s 250 --ar 16:9



cinematic, photo, a young nordic woman, surprised expression, Phantom High-Speed Camera, shadow play, ultra-realistic, detailed face --ar 16:9 --s 750 --v 5.2

Midjourney Version 5.2 Images & Prompts from Cyberjungle



cinematic, photo, Che Guevara and a group of guerillas trapped in a wild jungle, intense, intricate details, historically accurate, award winning costume design, cinematic light, phantom high speed camera --s 1000 --ar 16:9 --v 5.2



cinematic, photo, traditional malagasy people, shy, close up shot, phantom high speed camera --ar 16:9 --v 5.2

Midjourney Version 5.2 Images & Prompts from Cyberjungle



cinematic, photo, traditional malagasy people, shy, close up shot, phantom high speed camera --ar 16:9
--v 5.2



cinematic, photo, high angle shot, woman holding umbrella in the street, crane shot, rainy, yellow, cinematic lighting, waiting for taxi, Super-16, street --style raw --ar 16:9

Midjourney Version 5.2 Images & Prompts from Cyberjungle



Cinematic Scene, 2023, Drama, "Resilience", Close-up shot, goerz hypergon 6.5mm f/8 , A determined woman pushing against a massive stone obstacle captured by Handheld camera, Greta Gerwig, Inspiring, Natural light --ar 16:9 --style raw




cinematic scene, rainy, high angle shot, woman in the street, captured by Phantom High Speed camera -
-style raw --ar 16:9 --v 5.2

Midjourney Version 5.2 Images & Prompts from Cyberjungle



cinematic still extreme close-up of a horse, Sergio Leone, shot with Super-16, cinematic lighting --style raw --ar 16:9



cinematic, woman in the woods, found footage, shadow play, goerz hypergon 6.5mm f/8, light orange and dark green --ar 16:9 --q 2

Midjourney Version 5.2 Images & Prompts from Cyberjungle



cinematic, nordic woman, incredible nordic nature scene, waterfall background, detailed facial features, realistic skin, natural features, Phantom High Speed Camera --style raw



colorful woman with colorful outfit in an optical art, in the style of fashion photography, captured by Light L16, fantastic realism, volumetric lighting, fluid color combinations, matte photo, stripes and shapes, orange and blue --ar 16:9 --seed 2559586527 --v 5.2

Midjourney Version 5.2 Images & Prompts from Cyberjungle



dutch angle shot, candid shots, portrait photography, a woman with red hair smiling, in the style of youthful energy, with curly hair on a summer afternoon, flower field, emotive faces, realistic skin, natural features, panasonic lumix s pro, kodak portra --ar 16:9 --style raw --q 2



fashion editorial photography, sci fi pop movie scene from 1970s, muted rainbow pastels, aliens and robots --s 250 --weird 250 --ar 16:9

Midjourney Version 5.2 Images & Prompts from Cyberjungle



fashion photography, a girl with curly green hair standing next to a tv screen, wearing sunglasses, louis vuitton handbag, fashion icon, gucci fashion, hermes, prada, Hasselblad X1D, dutch angle shot, candid shot, realistic skin, natural features, matte colors --ar 16:9 --style raw



fashion photography, red filter, a young woman with dread locks, rounded sunglasses, surrounded by red flowers, Phantom High Speed Camera, hip hop aesthetics, in the style of cyberpunk, photorealistic urban scenes, red flowers, flowerpunk --ar 16:9 --style raw

Midjourney Version 5.2 Images & Prompts from Cyberjungle



fashion photography, the woman dressed in a scifi outfit in the desert, long pink hair, burning man fashion, detailed facial features, Sony Alpha a7 III camera, desertpunk --style raw --ar 1:1



Hyper-realistic GoPro selfie of Marie Antoinette in a modern airplane seat, contrast between modern and history, uncanny detail, --ar 16:9 --style raw



majestically cinematic close up professional photo quality shot of a futuristic neon lit style beautiful cyberpunk apartment, very futuristic with LED's and advance tech. A stunning cyberpunk female sits looking outside through the huge window at the cyberpunk towering city at night , extremely detailed magazine quality photograph, Kodak Aerochrome, cinematic lighting, 8k sharp focus. expert precision including intricate examples of undeniably amazing image quality and detailed design, stunning unique with intricate details, amazing background --ar 16:9 --s 100



photo, cinematic, close up, young nordic woman, summer, garden, shadow play, realistic skin, captured by Sony Alpha a7 III camera --ar 16:9 --v 5.2

[Midjourney Version 5.2 Images and Prompts](#)

Sample Photograph Prompts:



photo, female, portrait, tattoos, green eyes, black hair, accessories, earrings, eye make up, medium shot, nose piercing, black female tattoo, tattooed, tattooed woman, tattooed skin, in the style of cyberpunk manga, Hasselblad X1D, intricate details, backlight, exotic realism --s 1000 --ar 16:9 --v 5.2



Midjourney Version 5.2 Images & Prompts from Cyberjungle

photo, green hair, a tattooed woman with headphones sitting on the floor, highly realistic skin, cyberpunk, light black and green, highly detailed figures, city portraits, Hasselblad X1D, smirk, bracelet, backlighting, gamercore --s 1000 --ar 16:9 --v 5.2



photo of blonde young woman, through an outdoor window, glares and reflections, portrait, kodak ekta 100, street photography --ar 16:9 --style raw



portrait photo, beautiful girl with rain and flowers falling down around her, girl surrounded by flowers and rain, detailed facial features, captured by Sony Alpha a7 III camera, natural skin, realistic skin, extreme close up, flowerpunk, water drops, delicate flora depictions --style raw --ar 16:9

Midjourney Version 5.2 Images & Prompts from Cyberjungle



photography, a stunning woman, hyperdetailed sheer fluid dress, BLUE dress, extreme hyperlong dress, the wind makes the dress flow, windy white dunes desert, model style, dynamic pose, award winning photography, hyperdetailed, Phantom High Speed Camera --style raw --ar 16:9



portrait photography, dutch angle shot, a woman's face with freckles covered in raindrops, raindroplets on her face, under rain, water drops, rainpunk, extreme close up, Phantom High Speed camera, urban

Midjourney Version 5.2 Images & Prompts from Cyberjungle

emotions, uhd image, moody, water drops, detailed facial features, realistic_skin, natural_skin --ar 16:9 -
-style raw



street photography, close up of a beautiful african woman, orange, turquoise, white, Sony Alpha a7 III
camera, realistic skin, natural features --ar 16:9 --style raw




street photography, man with street fashion, sun, portrait, Hasselblad X1D, natural skin --ar 16:9 --s 250
--weird 250

These AI-generated photography prompts were from a [link](#) on the YouTube Channel [@cyberjungle](#) and used by permission. 4



street photography, man with street fashion, sun, portrait, Hasselblad X1D, natural skin --ar 16:9 --s 250 --weird 250



Midjourney Version 5.2 Images & Prompts from Cyberjungle

Ultra-detailed close-up of a beautiful nigerian supermodel, captured in sunlight, Hyper-realistic photograph, captured by phantom high speed camera, striking light and shadow play, deep depth of field, bokeh effect, chiaroscuro --style raw --ar 16:9



majestically cinematic close up professional photo quality shot of a futuristic neon lit style beautiful cyberpunk apartment, very futuristic with LED's and advance tech. A stunning cyberpunk female sits looking outside through the huge window at the cyberpunk towering city at night , extremely detailed magazine quality photograph, Kodak Aerochrome, cinematic lighting, 8k sharp focus. expert precision including intricate examples of undeniably amazing image quality and detailed design, stunning unique with intricate details, amazing background --ar 16:9 --s 100



street photography, woman with street fashion, sun, background, portrait, shadow play, shot on Afga Vista 400, natural skin, -- ar 16:9 – s 500 – weird 500

These AI-generated photography prompts were from a [link](#) on the YouTube Channel [@cyberjungle](#) and used by permission.


2- PAN Video Images & Prompts



african woman and full_white_wolf, cinematic, dutch angle shot, candid shot, norwegian nature, Hasselblad X1D, hiphop aesthetics, realistic skin, natural features, snowpunk --style raw --ar 16:9



cinematic, close up, gothic romance film, a young nordic woman in a detailed black lace gown walks through a crypt, the intricate details of the woman's dress, the crypt, realistic skin, natural features, the flickering shadows are all in sharp focus, her face illuminated by candles, Sony CineAlta, fear and fascinated expression, is captured in sharp focus --ar 16:9 --q 2



cinematic, macro photography, extreme close up female eye, astronaut helmet, menace coming, sand - storm, mars desert, peach light, movie still --ar 16:9 --style raw



Professional photography of a curved minimalist modern cozy small serene hygge bedroom above clouds with floor to ceiling windows located in the skies overlooking the clouds from high above. Sony Alpha a7 III camera, Soft diffuse light. Light wood, light concrete, matte colors, Hyperdetailed :: above clouds:: --ar 16:9 --style raw



Portrait Photography, captures the moment when a tribal female warrior, adorned with intricate paint and feathers, gazes intently into the distance, surrounded by a lush, otherworldly jungle. The vibrant colors and striking contrast are masterfully captured by Nikon D850 and a Nikon AF-S NIKKOR 70-200mm f/2.8E FL ED VR lens. --ar 16:9 --style raw --q 2



photo journalism, operation fury, invasion of grenada in 1983, american and grenadian soldiers, explosions, intense war scene, Phantom High Speed Camera, ultra realistic --ar 16:9 --style raw

Midjourney Version 5.2 Images & Prompts from Cyberjungle



photo of a minimalistic living room :: extreme details, film still, comfortable furnishings, peaceful, natural morning lighting, photo taken with Sony A7R IV --style raw --q 2 --ar 16:9



modern house with a white front, in the style of moody lighting, light yellow and dark bronze, textural detail, clear edge definition, organic stone carvings, in the mountain cliff next to sea, multi-coloured minimalism --ar 16:9 --style raw

Midjourney Version 5.2 Images & Prompts from Cyberjungle



Candid shot, Portrait Shot, dutch angle shot, paparazzi style, Girl diving in the ocean with whale. Ocean Background. Shot on a Hasselblad medium format camera. Portrait Shot, carl zeiss distagon t* 15 mm f/2.8 ze, mystic display of nature, ricoh r1 --ar 16:9 --q 2



Original Prompt: five women sitting in leather sofas, diverse group, hair design, green room, smart casual fashion outfits, elegant decoration, plantpunk, matte colors, well lit room, studio light, Hasselblad X1D --ar 16:9 --style raw PAN DOWN PROMPT: small plush animal slippers --ar 16:9



portrait photography, Close up shot, chinese girl in red coat sitting on red velvet couch, unique hat, intricate hat design, gold and red jewelry, chinapunk, kingcore, palace architecture --ar 16:9 --style raw



Cinematic candid shot of woman warrior from PK, futuristic soldier outfit, Hot climate, Eco Futurism for a woman, draped tunic, jumpsuit, UV, moody and atmospheric, hyper realistic, realistic skin, photo taken with Sony Alpha a7 III --ar 16:9 --style raw

Midjourney Version 5.2 Images & Prompts from Cyberjungle



cinematic film still of a cottage core picnic in the alps, Phantom High Speed, neutral colors :: peaceful moment of connection --ar 1:1 --style raw



A cowboy prairie, orange luminogram --ar 16:9 --w 100 --s 100

Midjourney Version 5.2 Images & Prompts from Cyberjungle



photo, medium shot of nicole brown african woman in korean attire doing meditation in desert on sand, nicki minaj, meditation posture, nick jay sittin in the desert with her jewelry, jewelerypunk, deep focus, Hasselblad X1D, realistic skin, egyptian iconography, rap aesthetics, ancient egypt, sandpunk, egyptcore --ar 16:9 --style raw --q 2



portrait photography, beautiful young female samurai, stunning landscape, delicacy, shot on hasselblad, realistic skin, global illumination, natural features --ar 16:9 --q 2 --style raw

[Midjourney Version 5.2 Images and Prompts](#)

Cameras and Lenses

Consolidated Camera Keywords to achieve hyper realistic photography on Midjourney:

Canon EOS 5D Mark IV - Perfect for portraiture, landscape, and event photography.

Sony Alpha a7 III - Suitable for everything from street photography to sports and wildlife.

Hasselblad X1D - Landscape, fashion, and product photography.

Canon EOS-1D X Mark II - Sports, wildlife, and action photography.

Nikon D850 - Landscape, portrait photography

Panasonic Lumix GH5S

Kodak Portra 800 film - Nostalgic style

However if we want to achieve a cinematic watch and feel we need to add dedicated cinema cameras with superior image quality, larger sensors, and advanced cinematic capabilities. In my explorations I found these cameras to deliver amazing cinematic results on Mid journey:

Sony CineAlta

Canon Cinema EOS

Phantom High-Speed Camera

Blackmagic Design Camera

Arri Alexa

Super-16 - (Vintage Film)

DJI Phantom 4 Pro drone camera - (Aerial Shots)

→Camera Angle and Shot Types

Eye-Level Shot: Sony Alpha a7 III camera with a Sony FE 24-105mm f/4 G OSS lens

Low-Angle Shot: Sony Alpha a7 III camera with a Sony FE 16-35mm f/2.8 GM lens

High-Angle Shot: Nikon D850 camera with a Nikkor 24-70mm f/2.8E ED VR lens

Extreme low-angle shot: Canon EF 14mm f/2.8L II USM lens on a Canon EOS 5D Mark IV camera with a low-angle tripod

Extreme high-angle shot: Canon EF 70-200mm f/2.8L IS III USM lens on a Canon EOS 5D Mark IV camera with a high-angle tripod

Side-Angle (Side-View): Panasonic Lumix GH5S camera with a Panasonic Lumix 12-35mm f/2.8 II lens

Shot from Behind: Nikon D850 camera with a Nikkor 70-200mm f/2.8E FL ED VR lens

Close-up shot: Canon EF 50mm f/1.2L USM lens on a Canon EOS 5D Mark IV camera

Medium shot: Canon EF 24-70mm f/2.8L II USM lens on a Canon EOS 5D Mark IV camera

Full shot: Canon EF 16-35mm f/2.8L III USM lens on a Canon EOS 5D Mark IV camera

Extreme Close-Up Shot: Canon EF 100mm f/2.8L Macro IS USM lens IS USM lens

Ground-Level Shot: Canon EOS-1DX Mark III camera with a Canon EF 24-70mm f/2.8L II USM lens

Aerial Shot (Bird's-Eye View): DJI Phantom 4 Pro drone camera

Midjourney Version 5.2 Images & Prompts from Cyberjungle

Webcam-Style Shot: Logitech C920 HD Pro Webcam

GoPro-Style: GoPro HERO9 Black camera with GoPro Super Suit Dive Housing

Underwater Shot: Canon EOS-1D X Mark II camera with a Canon EF 8-15mm f/4L Fisheye USM lens in an underwater housing

Underwater Close-Up Shot: Canon EOS 5D Mark IV camera with a Canon EF 100mm f/2.8L Macro

→Lighting

Sunny: Canon EOS 5D Mark IV camera with a Canon EF 24-70mm f/2.8L II USM lens

Partly Cloudy: Nikon D850 camera with a Nikkor 24-70mm f/2.8E ED VR lens

Rainy: Sony Alpha a7 III camera with a Sony FE 16-35mm f/2.8 GM lens and waterproof housing

Snowy: Canon EOS-1D X Mark II camera with a Canon EF 24-105mm f/4L IS II USM lens and waterproof housing

Overcast: Panasonic Lumix GH5S camera with a Panasonic Lumix 12-35mm f/2.8 II lens

Foggy: Sony Alpha a7R IV camera with a Sony FE 70-200mm f/2.8 GM OSS lens

Hazy: Canon EOS R6 camera with a Canon RF 24-105mm f/4L IS USM lens

→Time of the Day

Sunrise: Sony A7R IV camera with a Canon RF 15-35mm f/2.8L IS USM lens

Morning: Fujifilm X-T4 camera with a Fujinon XF 16-55mm f/2.8 R LM WR lens

Afternoon: Sony A7 III camera with a Sony FE 70-200mm f/2.8 GM OSS lens

Golden Hour: Canon EOS R5 camera with a Canon RF 50mm f/1.2L USM lens

Sunset: Sony A7R IV camera with a Sony FE 16-35mm f/2.8 GM lens

Twilight: Panasonic Lumix S1H camera with a Panasonic Lumix S Pro 50mm f/1.4 lens

Night: Sony A7S III camera with a Sigma 35mm f/1.2 DG DN Art lens

→Ambiance & Styling

Dark and moody: Sony a7S III with Sony FE 50mm f/1.4 ZA lens

Bright and vibrant: Canon EOS R6 with Canon EF 16-35mm f/2.8L III USM lens

Fantasy: Fujifilm X-T4 with Fujinon XF 56mm f/1.2 R lens

Historical: Fujifilm GFX 100S with Fujinon GF 23mm f/4 R LM WR lens or Nikon Z7 II with Nikkor Z 50mm f/1.2 S lens

Adventure/Action: GoPro HERO10 Black

Documentary: Canon EOS C300 Mark III with Canon CN-E 24mm T1.5 L F lens

Horror: Blackmagic Pocket Cinema Camera 6K Pro with Sigma 18-35mm f/1.8 DC HSM Art lens

Mystical: Nikon D6 with Nikon AF-S NIKKOR 24mm f/1.4G ED lens

Midjourney Version 5.2 Images & Prompts from Cyberjungle

Romantic: Canon EOS R with Canon RF 50mm f/1.2L USM lens

Rustic: Panasonic Lumix GH5S with Sigma 18-35mm f/1.8 DC HSM Art lens

2- Angles & Shots

→Shot Types

Extreme Long Shot: This shot is taken from a great distance, with the subject often hardly visible. The main purpose is to highlight the subject's surroundings, providing a sense of scale and geographical location.

Long Shot (also known as Wide Shot): This shot shows the entire subject along with its environment. For a person, a long shot would typically include the full body, providing context and a sense of scale.

Medium Shot: This shot typically frames the subject from the waist up or chest up. It's often used in dialogue scenes in movies to show a subject along with some context of their surroundings.

Closeup Shot: The subject takes up the full frame in this shot, usually focusing on the face for a person. This shot type emphasizes details and expressions, intensifying the emotions portrayed by the subject.

Extreme Closeup Shot: This shot typically features a part of a person or an object, such as a person's eye or a detail on an item. It brings attention to a specific feature or detail, emphasizing its significance.

Full Shot: This shot typically frames the subject fully from head to toe, capturing the entire body within the scene. It's often used to showcase the character's physicality or actions within the environment.

Two-Shot: A shot that includes two subjects, often used in conversation scenes. This shot helps establish the relationship between the characters and can show their reactions to each other.

Over-the-Shoulder Shot: This shot is taken from the perspective of a person standing behind a subject, with the person in the foreground's shoulder and back of the head included in the shot. It's often used in dialogue scenes to create a sense of depth and connection between the characters.

Point of View Shot: This shot is taken from the perspective of a subject, showing what the subject would see. It helps the audience identify with the character's perspective and experience the scene from the character's viewpoint.

Establishing Shot: This shot is typically an extremely long shot at the beginning of a scene, indicating where, and sometimes when, the remainder of the scene takes place. It sets the context for the audience by showing the setting and characters.

Midjourney Version 5.2 Images & Prompts from Cyberjungle

Master Shot: A master shot includes all the key figures in a scene and all the action happening. It's often the first shot of a scene, used to provide the viewer with the layout and dynamics of the scene's environment.

Low Angle Shot: This shot looks at the subject from below, making it appear larger, more dominant or powerful.

High Angle Shot: This shot looks at the subject from above, making it appear smaller or less significant.

Eye Level Shot: A neutral camera angle approximately at the subject's eye level creates a natural perspective.

Dutch Angle Shot: A camera angle in which the camera is intentionally tilted to one side, creating a sense of disorientation or unease.

Overhead Shot: A camera angle that looks directly down on the subject from above, providing a unique perspective and context.

Bird's Eye View Shot: A higher vantage point than an overhead shot, as if the viewer were looking down from the sky or a very high altitude. It provides a wider perspective and can capture an entire scene or landscape, offering a sense of scale and context.

Drone Shot: An aerial camera angle using a drone often provides higher perspectives than traditional bird's-eye and overhead views.

Worm's-eye view: A camera angle that looks up at the subject from ground level, creating a dramatic and unusual perspective often used to make the subject appear formidable or threatening.

Ground-level view: In a ground-level view, the camera is placed at ground level. This can make for dramatic shots where the background rises up from the horizon line.

Side View: In this view, the camera is positioned to the side of the subject, showing the subject from one side.

Off-Center View: The subject is positioned away from the center of the frame to create visual interest or to reveal another element in the scene.

Rule of Thirds Shot: In this composition technique, the frame is divided into nine equal parts and the subject is positioned along one or more of the grid lines to create a balanced and interesting composition.

Candid Shot: A shot taken without the subject's knowledge or consent, often resulting in a more natural, relaxed look than posed shots.

Midjourney Version 5.2 Images & Prompts from Cyberjungle

Silhouette Shot: The subject is backlit and the camera is exposed for the background, making the subject appear as a dark silhouette against a brighter background.

Shot from Behind: This shot is taken from the back of the subject, capturing the subject's perspective of the environment ahead or focusing on the actions the subject is doing with their back turned. It's often used for dramatic or mysterious effects.

Underwater Shot: This type of shot captures images or scenes beneath the surface of water bodies like oceans, seas, lakes, or pools. It's often used to provide unique perspectives, reveal hidden underwater ecosystems, or to simply create visually stunning sequences that can't be replicated on land.

3- Lighting

COMMON LIGHTING KEYWORDS FOR MIDJOURNEY:

Sunny, Partly Cloudy, Rainy, Snowy, Overcast, Foggy, Hazy, Sunrise, Morning, Afternoon, Golden Hour, Sunset, Twilight, Night

Lighting is one of the most important aspects of your prompt, as it directly affects the quality and mood of the image.

Proper lighting can enhance the details, colors, and textures of the generation, while poor lighting can result in a dull or unappealing output image. You can use above consolidated list or you can see the detailed list below:

→ Natural Lighting

"Sunlight" - Common source of lighting for outdoor images.

"Moonlight" - Natural lighting that creates a soft/ethereal effect.

"Firelight" or "Candlelight" - Warm and cozy light source that helps create rustic and romantic effects for indoors.

"Cloudy Skies" or "Overcast" - Soft and diffused natural light for portrait photography.

"Reflections" - Can provide artistic shimmering and dreamy effect when paired with other lighting.

→ Ambient Lighting

"Overhead" - Light fixtures like ceiling lights or chandeliers for lighting indoor scenes.

"Wall Sconces" - Adds a decorative element to a room while providing soft, indirect lighting effect.

"Table Lamps" - May provide warm and cozy effect OR bright and harsh lighting.

"Floor Lamps" - Helps provide warm and cozy effect, but also lights the corners of the scene.

"Natural Light" - "Windows" or "Skylights" can provide consistent lighting throughout the scene.

→ **Artificial & Directional Lighting**

"Studio Lights" - Powerful/controlled light source best for portrait, product, and fashion.

"Strobe Lights" - Flash photography with bright light to illuminate the subject.

"Ring Lights" - Circular light source for portrait generations to provide a flattering and even lighting effect.

"Neon Lights" - Can provide cyberpunk Tokyo like neon lights

"LED Lights" - Can provide a range of color temperatures.

"Butterfly Lighting" - Light placed directly above and slightly in front of subject to create shadow under the nose.

"Rembrandt Lighting" - A triangular-shaped patch of light under one eye creating a dramatic shadowy effect.

"Split Lighting" - Light source is at a 90-degree angle to the subject face creating a half-and-half shadow effect.

"Rim Lighting" - Light source is placed behind the subject, illuminating the edges of the subject's silhouettes for a dramatic/moody effect.

"Low-Key Lighting" - Minimal lighting with only one or two sources for dramatic/moody effect.

"High-Key Lighting" - Bright and even lighting to create a light/airy effect.

"Top Light" - Creates shadows and highlights emphasizing texture and shape.

"Side Light" - A light source that creates strong shadows and highlights emphasizing texture and shape.

"Backlighting" - Light source is placed behind the subject to create a bright/glowing halo effect.

→ **Hard & Soft Lighting**

"Direct Sunlight" - Creates a strong, well-defined shadows on the subject.

"Spot Lighting" - Strong beam of light creating shadows and highlights.

"Halogen Bulbs" - A strong, harsh, and intense light for commercial and industrial settings.

"Laser Lighting" - Use of lasers to create a strong light source for stage production and concert effects.

"Fresnel Lighting" - A special lens that focuses the light source for theater and film effects.

"Hard Fill Lighting" - A second light source that fills in shadows created by primary light source for commercial and fashion prompts.

"Window Light" - Soft lighting used most commonly for indoor portraits.

"Cloudy Days" - Natural source of soft lighting.

"Softbox Lighting" - Softens the light and creates better distribution across the subject.

Midjourney Version 5.2 Images & Prompts from Cyberjungle

"Umbrella Lighting" - Reflects and diffuses light creating a soft and even effect.

"Beauty Dish Lighting" - A soft and flattering light effect used for portrait photography.

4- Filmmakers

If you are looking to add some style and atmosphere to your images, you can add a filmmaker's name to your prompt.

If you start with a simple prompt like this one :

"A woman in front of her house in a scene from a movie", you will get very varied and random results, without much artistic consistency.

On the other hand, if you want to add, for example, the name of Peter Jackson to the same prompt:

"A woman in front of her house in a scene from a movie directed by Peter Jackson", the results will be completely different and your images will be tinged with the style of this filmmaker, through more coarse elements such as the scenery, the architecture, the clothes worn or sometimes more subtle ones such as the camera shots, the lighting, the colors and the general atmosphere.

You can be even more precise and add the title of one of the director's movies. In this example it could be "The Lord of the Rings".

I did some tests and I noticed that adding the name of the movie alone seems to give less refined results than adding the name of the director alone, which seems to give something more coherent and harmonious.

I invite you to test this and share your results to see if you notice the same or something different.

Finally, and this is even more subtle, but it seems that adding both the name of the director and the name of one of his movies in the same prompt adds a little more to the results.

You can take it a step further by adding the genre of the movie (for example Science Fiction), the date the movie was released and even the camera and lens used for a particular scene you want to reproduce.

That said, adding a filmmaker's name to your prompt won't magically transform your images into an amazing scene but it will definitely add a special touch to them and it's really fun to try.

I have compiled a list of some of the greatest filmmakers, sorted by film genre.

Midjourney Version 5.2 Images & Prompts from Cyberjungle

This list is obviously not complete, but it is a good starting point!

Action:

1. James Cameron (Terminator, Aliens)
2. Bay (Bad Boys, Transformers)
3. John Woo (Hard Boiled, Mission: Impossible II)
4. Robert Rodriguez ("Sin City," "Desperado")
5. Zack Snyder ("300," "Watchmen")
6. Peter Hyams ("Timecop")

Comedy:

1. Woody Allen (Annie Hall, Manhattan)
2. Mel Brooks (Blazing Saddles, Young Frankenstein)
3. Charlie Chaplin (The Gold Rush, City Lights)
4. Pedro Almodovar ("Talk to Her," "All About My Mother")
5. Greta Gerwig ("Lady Bird")

Drama:

1. Martin Scorsese (Goodfellas, The Departed)
2. Francis Ford Coppola (The Godfather)
3. Akira Kurosawa (Seven Samurai, Rashomon)
4. François Truffaut ("The 400 Blows," "Day for Night")
5. Kathryn Bigelow ("The Hurt Locker," "Zero Dark Thirty")
6. Alejandro González Iñárritu ("Birdman," "The Revenant," "Babel")
7. Federico Fellini ("8½," "La Dolce Vita")
8. Chloé Zhao ("Nomadland," "The Rider")
9. Greta Gerwig ("Little Women")
10. Sofia Coppola (Lost in Translation)

Fantasy:

1. Peter Jackson (The Lord of the Rings, The Hobbit)
2. George Lucas (Star Wars, Indiana Jones)
3. Guillermo del Toro (Pan's Labyrinth)
4. Tim Burton ("Edward Scissorhands," "Beetlejuice")
5. Federico Fellini ("8½," "La Dolce Vita")

Superhero:

1. Jon Favreau (Iron Man, The Mandalorian)

Midjourney Version 5.2 Images & Prompts from Cyberjungle

2. Sam Raimi (Spider-Man, Doctor Strange)
3. Patty Jenkins (Wonder Woman)

Horror:

1. Alfred Hitchcock (Psycho, The Birds)
2. John Carpenter (Halloween, The Thing)
3. Wes Craven (A Nightmare on Elm Street, Scream)
4. George A. Romero (Night of the Living Dead)
5. Lars Von Trier ("Melancholia," "Antichrist")
6. David Lynch ("Mulholland Drive," "Blue Velvet")
7. Vincenzo Natali ("Cube")

Musical:

1. Bob Fosse (Cabaret, All That Jazz)
2. Baz Luhrmann (Moulin Rouge, The Great Gatsby)
3. Gene Kelly (Singin' in the Rain, An American in Paris)

Sci-Fi:

1. Ridley Scott (Alien, Blade Runner)
2. Stanley Kubrick (2001: A Space Odyssey)
3. Christopher Nolan (Inception, Interstellar)
4. Denis Villeneuve (Arrival, Dune, "Blade Runner 2049")
5. James Cameron (Terminator II, Avatar)
6. Steven Spielberg (E.T., Ready Player One)
7. Joseph Kosinski ("TRON: Legacy", "Oblivion")
8. Vincenzo Natali ("Splice")
9. Peter Hyams ("2010: The Year We Make Contact")

Thriller:

1. David Fincher (Fight Club, Se7en, Gone Girl)
2. Quentin Tarantino (Pulp Fiction, Kill Bill)
3. M. Night Shyamalan (The Sixth Sense, Split)
4. Darren Aronofsky ("Requiem for a Dream," "Black Swan")
5. David Lynch (Eraserhead, "Blue Velvet," "Lost Highway," "Mulholland Drive," "Blue Velvet")
6. Orson Welles ("Citizen Kane," "Touch of Evil")
7. Joseph Kosinski ("Only the Brave")
8. Antoine Fuqua: Training Day, The Equalizer, The Guilty
9. Christopher Nolan: Batman, The Dark Knight, The Prestige, Tenet, Insomnia, Memento
10. Jean-Pierre Melville: Bob le Flambeur, Le Samouraï, Le Cercle Rouge, Le Doulos
11. John Frankenheimer: The Manchurian Candidate, The Train, French Connection II, Ronin
12. Bong Joon-ho: Parasite, Barking Dogs Never Bite, Memories of Murder
13. William Friedkin: The French Connection, Cruising, To Live and Die in L.A.

Midjourney Version 5.2 Images & Prompts from Cyberjungle

14. Orson Welles: The Third Man, The Stranger, Citizen Kane, Magnificent Ambersons, Touch of Evil, Shanghai
15. Roman Polanski: Chinatown, Knife in the Water, Cul-de-sac, The Ghost Writer, The Ninth Gate
16. Carol Reed: The Third Man, The Fallen Idol, Odd Man Out, Night Train to Munich
17. David Lynch:
18. Brian De Palma: Blowout, Dressed To Kill, Obsession, Carrie, The Fury, Body Double
19. Alfred Hitchcock: Psycho, North by Northwest, Rear Window, The Birds, Vertigo, Strangers on a Train, Dial M for Murder, The Man Who Knew Too Much

Western:

1. Don Siegel: The Shootist, The Beguiled, Two Mules For Sister Sar
2. Sam Peckinpah: The Wild Bunch, Bring Me the Head of Alfredo García, Pat Garrett and Billy the Kid
3. The Coen Brothers: True Grit, The Ballad of Buster Scruggs
4. Howard Hawks: Red River, El Dorado, Rio Bravo
5. Anthony Mann: The Man From Laramie, Winchester '73, Man of the West
6. John Ford: Stagecoach, The Man Who Shot Liberty Valance
7. John Sturges: Gunfight at the O.K. Corral, Bad Day at Blackrock, The Magnificent Seven
8. Delmer Daves: Broken Arrow, 3:10 To Yuma, The Hanging Tree
9. Kevin Costner: Dances With Wolves

Animation:

1. Nick Park: Wallace and Gromit, Chicken Run, Shaun the Sheep
2. John Lasseter: Toy Story, A Bug's Life, Cars
3. Lotte Reiniger: The Adventures of Prince Achmed
4. Hanna Barbera: Tom & Jerry, The Flintstones, Scooby-Doo, The Jetsons, Yogi Bear
5. Hayao Miyazaki: The Castle of Cagliostro, Princess Mononoke, Howl's Moving Castle, Ponyo
6. Walt Disney: Silly Symphonies, Snow White and the Seven Dwarfs, Fantasia, Dumbo
7. Yuri Norstein: The Overcoat, Hedgehog in the Fog
8. Matt Stone and Trey Parker: South Park
9. Monty Python: And Now for Something Completely Different
10. Te Wei: The Proud General, Where is Mama, The Cowboy's Flute
11. Genndy Tartakovsky: Dexter's Laboratory, 2 Stupid Dogs, Samurai Jack
12. Matt Groening: The Simpsons
13. Seth MacFarlane: Family Guy
14. Craig McCracken: The Powerfuff Girls
15. Charles Shultz: Peanuts, Charlie Brown
16. Tex Avery: Bugs Bunny, Daffy Duck, Elmer Fudd
17. Friz Freleng: Speedy Gonzales, Sylvester the Cat, Merrie Melodies, The Pink Panther
18. Chuck Jones: Looney Tunes

Midjourney Version 5.2 Images & Prompts from Cyberjungle

19. Ray Harryhausen: The 7th Journey of Sinbad, Jason and the Argonauts.
20. Ralph Bakshi: Fritz the Cat, Heavy Traffic, Cool World
21. Don Bluth: An American Tail, The Land Before Time, and "Anastasia
22. Max Fleisher: Betty Boop, Gulliver's Travels
23. Tim Burton: Corpse Bride, James and the Giant Peach, The Nightmare Before Christmas
24. Joaquim Dos Santos, Kemp Powers, Justin K. Thompson: Spiderman: Across The Spiderverse

Crime:

1. Michael Mann: Thief, Manhunter, Heat, Collateral
2. Quentin Tarantino: Pulp Fiction, Reservoir Dogs, Jackie Brown, Kill Bill
3. Sidney Lumet: Gloria, Before the Devil Knows Your Dead, Serpico, Dog Day Afternoon, Murder on the Orient Express
4. Akira Kurosawa: High and Low, The Bad Sleep Well
5. Steven Soderbergh: Out of Sight, Oceans Eleven, No Sudden Move
6. Francis Ford Coppola: The Godfather, The Outsiders, The Conversation
7. Fritz Lang: M, Metropolis, You Only Live Once, The Woman in the Window
8. The Coen Brothers: No Country for Old Men, Fargo, The Big Lebowski, Miller's Crossing, O' Brother Where Art Thou?, Burn After Reading, Blood Simple, Raising Arizona
9. Martin Scorsese: Taxi Driver, Goodfellas, Gangs of New York, Cape Fear, Casino, Mean Streets, The Departed, The Wolf of Wallstreet, Killers of the Flower Moon
10. Arthur Penn: Bonny and Clyde
11. Billy Wilder: Double Indemnity
12. Alfred Hitchcock: Psycho, North by Northwest, Rear Window, The Birds, Vertigo, Strangers on a Train, Dial M for Murder, The Man Who Knew Too Much
13. Orson Wells: Touch of Evil
14. Clint Eastwood: Play Misty for Me, Unforgiven, Mystic River, Richard Jewell, Changeling, Absolute Power, Sudden Impact, Midnight in the Garden of Good and Evil

Historical:

1. Steven Spielberg (Schindler's List, Lincoln)
2. James Cameron (Titanic)
3. Mel Gibson (Braveheart)
4. Robert Zemeckis ("Back to the Future," "Forrest Gump")
5. Ang Lee ("Brokeback Mountain," "Life of Pi")
6. Clint Eastwood: Flags of our Fathers, Letters from Iwo Jima, Sully, Invictus
7. Mel Gibson: Braveheart, Hacksaw Ridge, The Passion of The Christ
8. Victor Fleming: Gone With the Wind
9. David Lean: Lawrence of Arabia
10. Stanley Kubrick: Barry Lyndon
11. Milos Forman: Amadeus
12. Roman Polanski: The Pianist
13. Wolfgang Petersen: Das Boot

Midjourney Version 5.2 Images & Prompts from Cyberjungle

14. Sergei Eisenstein: Battleship Potemkin
15. Franklin J. Schaffner: Patton
16. David Lynch: Elephant Man
17. John Sturges: The Great Escape
18. Spike Lee: Malcom X
19. Steve McQueen: 12 Years A Slave
20. Richard Attenborough: Ghandi
21. Ridley Scott: Gladiator
22. Ron Howard: Apollo 13
23. Alejandro G. Iñárritu: The Revenant
24. Sophia Coppola: Marie Antoinette
25. Shekhar Kapur: Elizabeth: The Golden Age

5- Photographers

If you're looking to add a unique touch to your photographs and give them a specific style and atmosphere, try adding a photographer's name to your prompt.

Since photographers have direct and immediate control over the visual elements of a photo, such as lighting, composition, and color grading, and their work is often immediately recognizable by these elements in a single image, adding their name in a prompt will often have a significant effect on the images generated by Midjourney.

Let's talk about a little experiment I made.

First, I generated a series of 4 images with a simple prompt:

"A woman sitting on a park bench". The images generated were completely random, with no artistic direction.

Using the seed of the first generation of images, I used the same prompt and added the name of a famous photographer:

Annie Leibovitz

"A woman sitting on a park bench in the style of Annie Leibovitz".

While I have a basic understanding of photography, I'm far from an expert. So, I asked ChatGPT to describe to me what a photo of a woman sitting on a park bench taken by Annie Leibovitz might look like.

Here are some elements of the answer:

→The lighting would likely be dramatic, with strong contrasts between light and shadow.

→The woman may be wearing a stylish and unique outfit, possibly a tailored coat or trench coat.

→Her expression would likely be contemplative or reflective, with a hint of vulnerability.

Midjourney Version 5.2 Images & Prompts from Cyberjungle

→The woman may appear to be middle-aged or older.

→The colors in the image may be desaturated, focusing on earth tones.

→The background would be carefully selected and feature natural elements like trees or foliage.

→Overall, the image would exude a sense of depth, emotion, and artistry, characteristic of Annie Leibovitz's style.

Almost all of those elements were present in the photography at diverse levels!

I invite you to try it yourself. You can integrate ChatGPT's descriptions into your prompts.

Since Annie Leibovitz is especially recognized for her magnificent portraits, adding her name in a prompt to generate a portrait should significantly impact the result. To test it, I started again with a simple prompt:

"A portrait photography of a woman".

From this prompt, I got similar random results without any artistic vision. Adding "in the style of Annie Leibovitz" automatically imbued the generated images with her style. You could almost swear that she took the picture herself!

I'm exaggerating a bit, but the result was surprising and even more consistent with her style because it was a portrait.

You can be even more precise by adding to your prompt the name of a camera, lens, and details about settings similar to those that Annie Leibovitz would have used for a portrait.

If you're not a photography expert, you can ask ChatGPT for more details on this. I do that all the time, and it helps a lot!

I did a similar experiment with Edward Weston, a photographer among others recognized for his magnificent photos of mushrooms.

Prompts 1: "A photograph of a mushroom"

Prompts 2: "A photograph of a mushroom in the style of Edward Weston"

Prompts 3: "A photograph of a mushroom in the style of Edward Weston taken in 1931"

In the third prompt, I added the date the picture was taken. This is a very effective little trick to get an image even more tinged with the photographer's style.

Here is a short description of Weston's photo (Toadstool, 1931) as given by chat-GPT: "The image is characterized by its strong contrast between the dark background and the lighter tones of the toadstool, which makes the mushroom stand out and draws the viewer's attention. The lighting and tonal range in the photograph emphasize the texture and form of the toadstool, giving it an almost sculptural quality"

Midjourney Version 5.2 Images & Prompts from Cyberjungle

Try it yourself, the results are very consistent with this description! It is really surprising!

The result of these two experiments really amazed me! In the future, I will use the names of famous photographers more often in my prompts to get special artistic touches.

However, adding a photographer's name to a prompt is not the only guarantee of a magnificent result (several other aspects need to be considered such as how to structure your prompt, the words used, camera angles, etc.) but it is clear that it has a significant positive influence on the images generated with Midjourney.

I think it's a great way to learn more about photography and to experiment with new ideas and styles.

I've made a list of some of the greatest photographers of all time so you can have something you can refer to quickly. Obviously, this list is not complete, but it is a good starting point.

Portrait:

Richard Avedon
Annie Leibovitz
Yousuf Karsh
Platon Antoniou
Street Photography:
Henri Cartier-Bresson
Garry Winogrand
Vivian Maier
Bruce Gilden

Landscape:

Ansel Adams
Galen Rowell
Sebastião Salgado
Peter Lik

Wildlife:

Frans Lanting
Art Wolfe
Nick Brandt
Joel Sartore

Fashion:

Irving Penn
Richard Avedon
Helmut Newton
Mario Testino

Documentary:

Dorothea Lange
Walker Evans
Robert Capa
Steve McCurry (recent)

Architecture:

Julius Shulman
Ezra Stoller
Iwan Baan

Still Life:

Edward Weston
Paul Strand
Karl Blossfeldt
Laura Letinsky

Black and White:

Ansel Adams
Dorothea Lange
Sebastião Salgado
Sally Mann

Fine Art:

Cindy Sherman
Jeff Wall

Andreas Gursky
Hiroshi Sugimoto

Sports:

Neil Leifer
Walter Iooss Jr.
Annie Leibovitz
Elsa Garrison

Travel:

Steve McCurry
David Alan Harvey
Michael Kenna
Jimmy Nelson
Macro Photography:
Harold Davis
Thomas Shahan
Levon Biss
Robert Thompson

Underwater:

David Doubilet
Ernst Haeckel
Brian Skerry
Anuar Patjane Floriuk

Concert:

Jim Marshall

Midjourney Version 5.2 Images & Prompts from Cyberjungle

Lynn Goldsmith

Danny Clinch

Anton Corbijn

Nude Photography:

Edward Weston

Helmut Newton

Robert Mapplethorpe

Spencer Tunick

Abstract:

Man Ray

Laszlo Moholy-Nagy

Aaron Siskind

Wassily Kandinsky

Photojournalism:

Robert Capa

W. Eugene Smith

James Nachtwey

Don McCullin

Mobile Photography:

Dan Rubin

Richard Koci Hernandez

Murad Osmann

Misho Baranovic

Astrophotography:

Adam Block

Jason Weingart

Brad Goldpaint

Food Photography:

Donna Crous

Bea Lubas

David Loftus

Drone:

Dirk Dallas

Gabriel Scanu

Maksim Tarasov

Pet Photography:

Carli Davidson

Elke Vogelsang

Seth Casteel

6- Color

The first guide tackled concepts rather than prompt writing, so I wanted to revisit to share better color-based terminology and keywords.

Let's get started...

→ Color Manipulation

"Color" or "Colorized" - Add color to vintage/historical themes.

"Hue" or "Tones" - Basic color variations.

"Gradient" - Smooth color transitions.

"Vibrance" or "Vivid" - Intense, striking colors.

"Bright Colors" - Strong, noticeable colors.

"Light Colors" - Less saturated colors.

"Dark Colors" - Deeper, richer shades.

"Darkened" - Images with reduced brightness.

→ **Number Of Colors**

"Monochromatic" - One main color.

"Bichromatic" - Two main colors.

"Trichromatic" - Three main colors.

"Tetrachromatic" - Four main colors.

"Pentachromatic" - Five main colors.

"Hexachromatic" - Six main colors.

"Heptachromatic" - Seven main colors.

"Octachromatic" - Eight main colors.

"Polychromatic" - Infinite array of colors [rainbow-like].

"Analogous-Colors" - Colors next to each other on the color wheel.

"Triadic-Colors" - Three colors evenly spaced on the color wheel.

"Tetradic-Colors" - Two pairs of complementary colors.

→ **Extended Colors**

"Tan" - Light brownish shade.

"Beige" - Neutral, pale sandy shade.

"Blush" - Soft pink hue.

"Scarlet" - Vibrant red shade.

"Olive-Green" - Dark yellow-green hue.

"Chartreuse" - Bright green-yellow mix.

"Turquoise" - Greenish-blue color.

"Aqua" - Light bluish-green hue.

"Azure" - Bright blue shade.

→ **Color Palettes**

"Neutral" - Balanced, non-vivid colors.

"Dingy Colors" - Dull, muted shades.

"Pure" or "Purity" - Unadulterated colors.

"Faded" or "Faded Colors" - Less vibrant, worn colors.

Midjourney Version 5.2 Images & Prompts from Cyberjungle

"Warm Color Palette" - Reds, oranges, yellows.

"Cool Color Palette" - Blues, greens, purples.

"Inverted Colors" - Reversed color values.

"Colorful" - Abundant, diverse colors.

"Multicolored" - Various colors.

"Rainbow" - Spectrum of colors.

"Spectral Color" - Distinct wavelength colors.

"Monochrome" - Black and white or grayscale.

"Black and White" - Classic grayscale images.

"Desaturated" - Reduced color intensity. "Sepia" - Warm, brownish-gray tones.

7- Theme

The default theme for v5 is "realistic photography", so you can use the following prompt keywords to get something different/fresh.

The phrases and/or words inside the square brackets [] denote what prompts the theme might work well with.

This thread will act as the 'definitive guide' to Midjourney themes and span multiple extra-long tweets. Let's begin...

→ Realism & Abstraction

"Hyper Real" or "Hyperrealistic" - An over-the-top version of the default "realism" [horror or caricatures].

"Magic Realism" - A realistic idea with natural & surreal elements [dream or fantasy].

"Fantastic Realism" - Modern style paired with mind-bending elements [dream or horror].

"Contemporary Realism" or "New Realism" - High-skill painting style [people or dramatic scenes].

"Surreal" or "Surrealism" - An unreasonable, and often contradictory, representation of the unconscious mind [weird or creepy].

"Ethereal" or "Ethereality" or "Lucid" - Light and delicate perfection/utopia style [spiritual creatures, characters, or environments].

"Fiction" or "Science Fiction" - Imaginative and futuristic concepts [technology, space, anything].

Midjourney Version 5.2 Images & Prompts from Cyberjungle

"Imagined" or "Imaginative" or "Imagination" - New ideas, images, or concepts that may not be real [animals, otherworldly, or strange].

"Dreamlike" or "Dreamy" or "Fever-Dream" - Similar to "Imagination" but has more "Ethereal" aspects [afterlife, spiritual, or lofty].

"Dreampunk" - Steampunk aesthetic mixed with "Dreamlike" with hints of futurism [technology or vintage].

"Dreamcore" or "Weirdcore" - A surrealist aesthetic paired with low-quality assets [memes, creepy, or trippy].

"Otherworldly" or "Unworldly" or "Another Realm" - Imaginary or spiritual world [space, futuristic, or landscapes].

"Abstract" or "Abstraction" - Images that communicate through lines, shapes, colors, and form rather than solid ideas [backgrounds, modern design, logos].

"Fantasy" or "Ethereal Fantasy" or "Dark Fantasy" - A broad and loosely defined art that pulls from magic, mythological, and supernatural ideas [beings, gods, or landscapes].

"Illusion" or "Impossible" - An idea with a warped reality [dreams, optical, or strange].

"Exaggerated" or "Exaggeration" or "Visual Exaggeration" - Similar to "Hyper-Realism" but less emphasis on the realism aspect [emotions or extremes].

"Immaterial" or "Intangible" - Similar to "Abstract" art but less modernized [smoke, lines, or objects].

8- Material

Testing out a diverse range of textures & material properties can enrich your artistic expression and unveil captivating visual experiences.

Add the following keywords to your prompt to find textures/properties you love:

→ Physical Properties

"Blobby" - Irregular, rounded shapes.

"Blobs" - Multiple rounded, amorphous forms.

"Cracks" - Visible fissures or lines.

"Cracked" - Broken, fragmented surfaces.

"Corroded" - Worn, deteriorated elements.

"Dirty" - Soiled, unclean elements.

"With Imperfections" - Flawed or blemished elements.

"Carbonated" - Bubbly, fizzy textures.

"Effervescent" - Sparkling, bubbling surfaces.

"Icy" - Cold, frozen textures or elements.

"Charred" - Burnt, blackened surfaces.

Midjourney Version 5.2 Images & Prompts from Cyberjungle

"Corrugated" - Grooved, ridged textures.

"Perforated" - Punctured, hole-filled surfaces.

"Hydrophobic" - Water-repellent elements.

→ Hardness & Phases

"Soft" - Delicate, pliable textures.

"Hard" - Rigid, inflexible elements.

"Soft Body" - Moldable, flexible forms.

"Squishy" - Compressible, yielding textures.

"Solid" - Firm, unyielding elements.

"Melting" - An object turning into liquid.

"Freezing" - Frozen [or in-progress] of freezing.

"Vaporization" - A smoke-like vapor effect.

"Condensation" - A cold [or hot] sweat effect.

→ Reflections & Refractions

"Rough" - Uneven surface textures.

"Matte" - Non-reflective surfaces.

"Glossy" - Shiny, smooth surfaces.

"Shiny" - Bright, reflective elements.

"Polished" - Smooth, lustrous surfaces.

"Reflection" - Mirrored images or surfaces.

"Reflective" - Elements mirroring surroundings.

"Retroreflective" - Light bouncing back towards source.

"Refraction" - Light bending through materials.

"Refractive" - Distorted elements due to light bending.

"Caustics" - Light patterns created by reflections or refractions.

"Glare" - Intense, blinding light reflections.

"Specular Highlights" - Bright spots on shiny surfaces.

"Shimmer" - Subtle, wavering light reflections.

"Shimmering" - Glistening, fluctuating light reflections.

"Glimmering" - Faint, flickering light reflections.

→ Optics & Light Manipulation

"Transparent" - See-through elements.

"Translucent" - Semi-transparent elements.

"Opaque" - Solid, non-transparent elements.

"Scattering" - Diffused light reflections.

"Subsurface-Scattering" - Light penetration and diffusion within materials.

"Ambient Occlusion" - Shaded areas with limited light exposure.

"Opalescent" - Displaying a play of colors, like an opal.

"Polarized" or "Polarization" - Light waves restricted to one plane of direction.

Midjourney Version 5.2 Images & Prompts from Cyberjungle

"Solarized" or "Solarization" - Reversed tones due to extreme light exposure.

"Iridescent" - Rainbow-like effect from different angles.

"Dispersion" - Separated light into component colors.

"Chromatic" - Colorful elements [rainbow-like metal].

"Prismatic" - Light refracted or dispersed into spectrum of colors.

"Sparkly" or "Glitter" - Shiny, light-reflecting particles.

→ Chromism & Luminescence

"Glowing" - Objects emitting light.

"Glowing Neon" - Bright, vibrant light emission.

"Glow-In-The-Dark" - Items illuminating in darkness.

"Radiant" - Emitting light or heat.

"Cherenkov Radiation" - Blue glow from high-speed particles.

"Luminescence" - Light emission without heat [light bulb].

"Bioluminescence" - Light emitted by living organisms [Avatar forest].

"Chromism" - Color change in response to stimuli [also Avatar forest].

"Piezochromism" - Color change due to pressure.

"Tribochromism" - Color change from friction [racecar tires].

"Metallochromism" - Color change in metal compounds.

"Goniochromism" - Color change based on viewing angle.

"Hydrochromism" - Color change in response to water [coffee mug].

9- Cinematic Prompt Structure

Basic Prompt

A Cinematic scene, [SCENE/SUBJECT/ACTION] --ar 16:9 --v 5.1

Advanced Prompt

A Cinematic scene from [YEAR, MOVIE GENRE, MOVIE NAME] [SHOT TYPE] [SCENE/SUBJECT/ACTION] captured by [CINEMATIC CAMERA] film directed by [DIRECTOR] [EMOTION] [LIGHTING] --ar 16:9 --style raw --v 5.1

The keyword, "Cinematic still or scene," is important as it prompts 'Mid journey', to interpret the image as a cinematic photo taken from an actual movie scene. If there's one key takeaway from this video for creating cinematic-looking images, it would be to use "Cinematic scene" as a keyword in your prompts without overcomplicating things.

After that, you need to describe the scene or subject for the creative direction you want to go.

The aspect ratio of 16:9 is excellent for achieving cinematic-looking images.

Of course you can enrich this prompt by adding more words like,

ultra realistic

film grain

cinematic color grading

detailed faces

dramatic lighting

Midjourney Version 5.2 Images & Prompts from Cyberjungle

These will help Mid journey to set the cinematic mood for your photos.

If you want an advance prompt for truly transformative cinematic design for your AI photos, you can use this:

In this prompt we are using a combination of shot types, camera names with cinematic features, filmmakers with unique art style, and we are setting the tone with genre, year, emotion and lighting. Together these will provide amazing value if you have something specific in mind.

I recommend using the 'style raw' parameter to fully leverage the visual style elements we incorporate in the prompt, especially if you mention a camera name or director's name with a unique style. This will exclude standard mid-journey style elements and make the algorithm truly focus on your style keywords.

9- Period Films and Year

Incorporating elements such as the Movie Year, genre, or movie name is optional, but when done correctly, they can definitely add tremendous value. The element of the movie year, for instance, can bring unique details from period films and art elements to your photos.

There are two things you can do:

First, You can visit a historical period with modern filmmaking production setup

I recommend this prompt for this job:

EXAMPLE PROMPT

A cinematic scene, detailed photograph from the fictional Oscar-winning historical drama 'The Last Empress'. The close up image captures the Empress in her royal attire, standing in the grand hall of her palace. The intricate details of her costume and the grandeur of the palace create a visually striking image that showcases the film's meticulous attention to historical accuracy and the stunning costume design that won it the Oscar. --ar 16:9 --v 5.1

I want to emphasize two critical aspects of this prompt. The usage of keywords such as "cinematic scene" and "fictional historical drama" is incredibly important. However, another element in the prompt carries even more weight: costume design. Costings' quality and historical accuracy can make or break historical period films. Therefore, I recommend using these keywords in your prompts: "intricate details of her costume" and "Oscar-winning costume design."

10 - CREATE YOUR OWN CINEMATIC UNIVERSE

To achieve this start your prompt with this: A scene from (Your fictional movie year) (movie genre) film called (your fictional movie name)

11 - Film Genre List

1 Film Noir: Often features high-contrast lighting (chiaroscuro), low-key lighting, lots of shadows, and unique camera angles. The visual style helps to create an atmosphere of cynicism, moral ambiguity, and despair.

Midjourney Version 5.2 Images & Prompts from Cyberjungle

2 Horror: Generally features low-key lighting, high contrast, and often a darker color palette. Certain sub-genres within horror, like slasher films, might make use of stark, dramatic lighting and splashes of bright red for blood, while psychological horror might have a more muted, oppressive aesthetic.

3 Science Fiction: This genre varies widely, but often features futuristic or otherworldly sets, props, and special effects. The "cyberpunk" sub-genre is known for its distinctive neon lighting and grimy, high-tech environments.

4 Western: Typically features wide-open landscapes, warm color palettes, and natural light to emphasize the setting's harshness and grandeur.

5 Fantasy: Tends to use bright, saturated colors, and often features visually extravagant settings and costumes. High contrast and dramatic lighting are also common to emphasize magical or ethereal elements.

6 Romantic Comedy: Often uses high key lighting, which gives the film a bright, flat look. The color palette tends to be warm and inviting, creating a cheerful and romantic atmosphere.

7 Action: The visual style varies, but often includes high contrast lighting, fast-paced editing, and dynamic camera movements. Certain sub-genres, like superhero films, often have a glossy, high-tech aesthetic.

8 Musical: Usually features vibrant, saturated colors, dynamic choreography, and elaborate set pieces. Lighting is often dramatic and theatrical.

9 Period Drama: The visual style depends on the era being depicted, but typically features accurate costumes, props, and settings. The color palette, lighting, and cinematography often aim to evoke the mood and atmosphere of the period.

10 Animation: A genre that can take on virtually any visual style, but certain types are distinctive. For example, classic Disney films are known for their hand-drawn, highly detailed style, while modern Pixar films are noted for their bright, colorful 3D animation.

12 - Dynamic Movement for Action Shots

Example Prompts:

Cinematic scene from a Samurai movie, wearing traditional armor holding a katana sword, in the middle of a intense battle in Feudal Japan on Kyoto, image capturing the dynamic and implied movement, motion blur, the background is a battlefield with smoke in the distance, masculine, determined, epic, action scenes, dynamic action, dynamic motion, combat pose, dramatic, dutch angle shot, captured by Phantom High-Speed Camera, Neil Leifer, Walter Iooss Jr., Elsa Garrison, cinematic lighting, oscar winner

Midjourney Version 5.2 Images & Prompts from Cyberjungle

film, intricate details of his costume, oscar winner costume design, hyper-realistic, clean sharp focus, cinematic color grading, film grain, detailed --ar 16:9 --v 5.1 --style raw

Cinematic scene from a Nascar Racing movie, Nascar car racing, image capturing the dynamic and implied movement, motion blur, intense, action scenes, dynamic action, dynamic motion, captured by Phantom High-Speed Camera, Neil Leifer, Walter looss Jr., Elsa Garrison, cinematic lighting, oscar winner film, intricate details of the car, oscar winner VFX, hyper-realistic, clean sharp focus, cinematic color grading, film grain --ar 16:9 --v 5.1 --style raw

It's hard to think of a cinematic shot without truly mastering action scenes and movement. When it comes to motion I have a list of highly effective keywords I like to use in my prompts to create smooth motion blur effect with flying particles around.

KEYWORDS

motion blur

image capturing the dynamic and implied movement

action scene

dynamic action

dynamic motion

I would also like to include names from the world of sports photography because who better to capture movement than sports photographers themselves?

SPORTS PHOTOGRAPHERS

Neil Leifer

Walter looss Jr.

Elsa Garrison

Of course you can also mention famous directors from Action Movies to inject their style to your images.

ACTION FILM DIRECTORS

James Cameron (Terminator, Aliens)

Michael Bay (Bad Boys, Transformers)

John Woo (Hard Boiled, Mission: Impossible II)

Robert Rodriguez ("Sin City," "Desperado")

Zack Snyder ("300," "Watchmen")

Peter Hyams ("Timecop")

CAMERA FOR ACTION

Canon EOS-1D X Mark II

Phantom High-Speed Camera

13 - ADDING EMOTION

Midjourney Version 5.2 Images & Prompts from Cyberjungle

1 Suspense: A state of mental uncertainty, anxiety, of being undecided, or of being doubtful. Suspense films often keep their audience on the edge of their seats.

2 Fear: A distressing emotion aroused by impending danger, evil, pain, etc., whether the threat is real or imagined.

3 Joy: A feeling of great pleasure and happiness. This can be conveyed through moments of success, love, or good fortune.

4 Sadness: A state of unhappiness or grief. Sad scenes may involve loss, disappointment, or misfortune.

5 Anger: A strong feeling of displeasure and usually of antagonism. Scenes with conflict, injustice, or frustration can evoke anger.

6 Disgust: A feeling of revulsion or strong disapproval aroused by something unpleasant or offensive.

7 Surprise: A feeling of unexpected wonder or amazement. Can be a result of plot twists or unexpected events in the story.

8 Anticipation: The action of anticipating something; expectation or prediction. This is often evoked during the build-up to an important event or moment in the story.

9 Love: An intense feeling of deep affection. This can be conveyed through romantic scenes, but also scenes involving deep friendship or familial love.

10 Hope: A feeling of expectation and desire for a certain thing to happen.

11 Despair: The complete loss or absence of hope.

12 Nostalgia: A sentimental longing or wistful affection for the past.